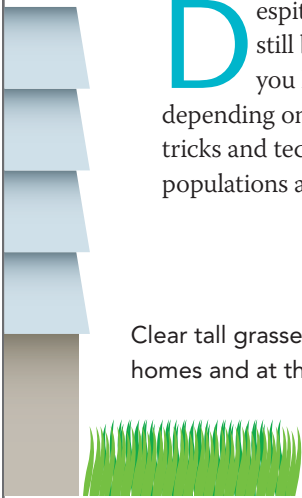


# CREATE A TICK-FREE ZONE IN YOUR BACKYARD

Keep your pet safe using these practical landscaping tips.

**D**espite regular, year-round use of preventives, your pet can still be exposed to ticks—even in your backyard. But did you know you can make your yard less attractive to ticks depending on how you landscape? It's true! Here are some simple tricks and techniques you can employ this year to help reduce tick populations around your home.


Clear tall grasses and brush around homes and at the edge of lawns.



Place a 3-ft wide barrier of wood chips or gravel between lawns and wooded areas and around patios and play equipment. This will restrict tick migration into recreational areas.



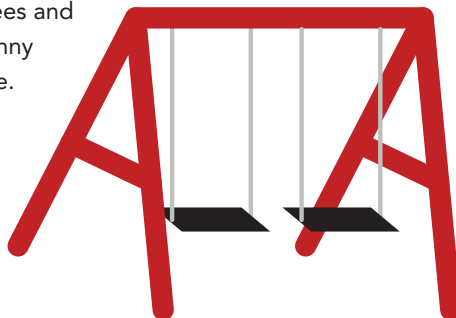
Mow the lawn frequently and keep leaves raked.



Stack wood neatly and in a dry area (discourages rodents that ticks feed on).



Keep playground equipment, decks, and patios away from yard edges and trees and place them in a sunny location, if possible.



Remove any old furniture, mattresses, or trash from the yard that may give ticks a place to hide.

